

Give your building interior a
NEW LOOK
WITH LAMTEC WMP®-RETRO



B
E
F
O
R
E



A
F
T
E
R

EASY TO INSTALL

Lamtec WMP-RETRO is specifically designed to cover damaged insulation

- Attractive white appearance
- Abuse resistant multi-layer construction

LAMTEC
CORPORATION

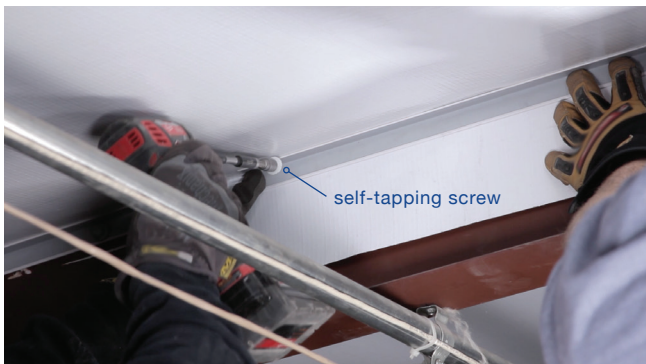
Bay Insulation
Systems
Member of the Bay Family of Companies

Learn more at www.lamtec.com/wmp-retro



Installation of WMP[®]-RETRO

Easy to install with existing panel screws, self-locking star washers, wall angle, and screws

ROOF



WALL



Watch installation video and download full installation guide at: www.lamtec.com/wmp-retro